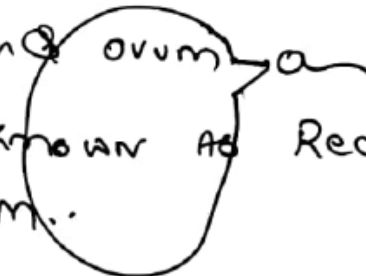


* ENTRY of SPERM BREAKS MPF of MEIOSIS-II & turns ON APC. RESULTS IN COMPLETION of MEIOSIS-II. & Releases OVUM & 1 POLAR BODY.

* AT THE POINT of CONTACT of SPERM & ovum a P.M of egg forms CONICAL STRUCTURE known as RECEPTION CONE
LATER ON IT IS engulfed by P.M.



Polysperm → entry of more than one sperm.

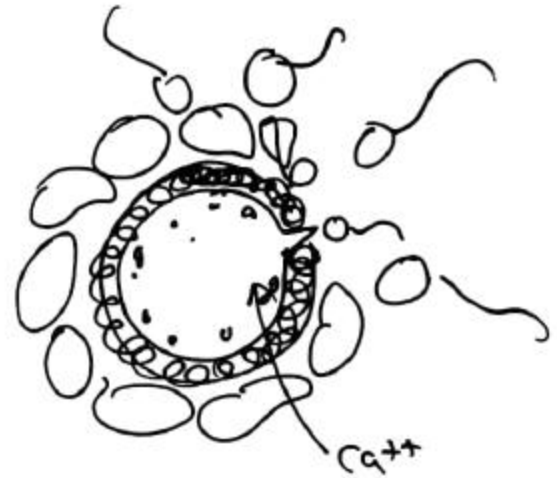
↓
Prevention

Depolarisation

CORTICARxn

↓
Influx of
Ca⁺⁺ burst

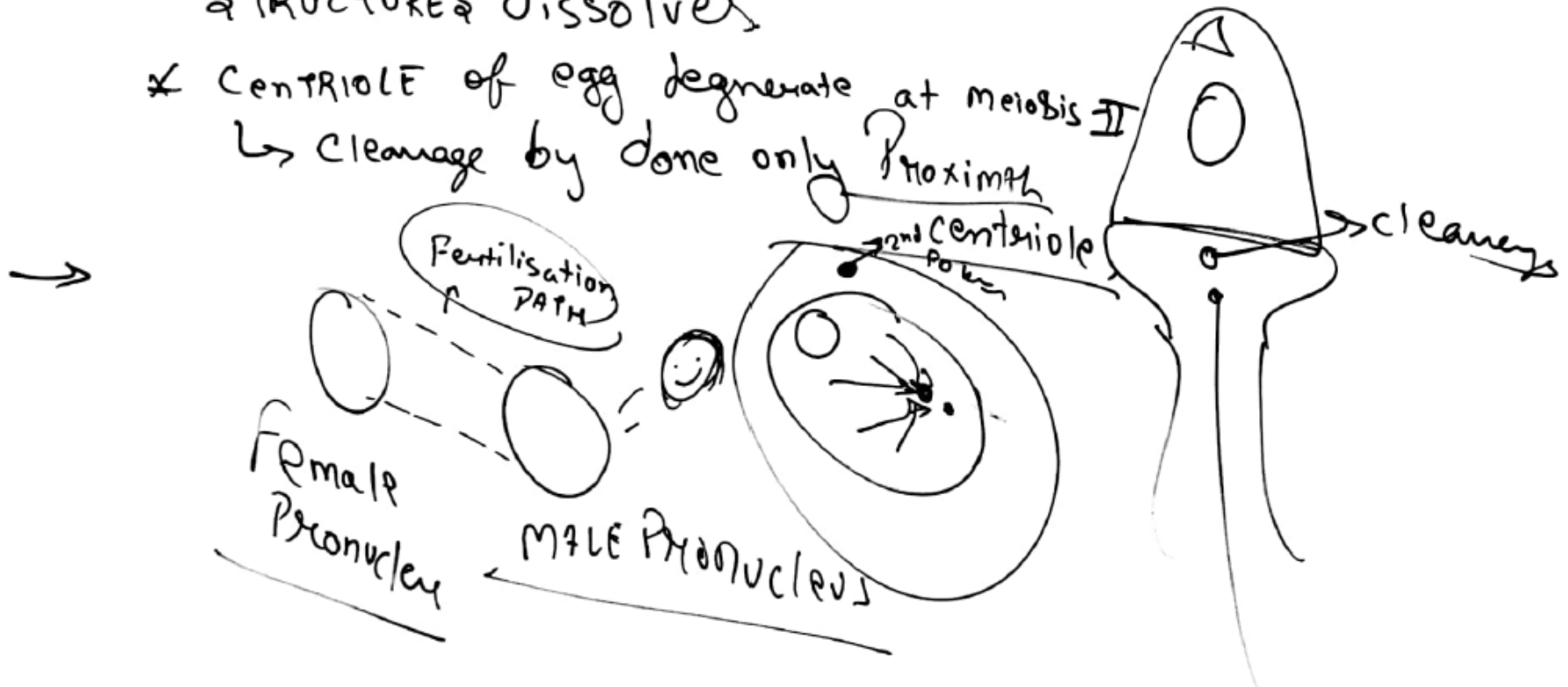
Cortical granule

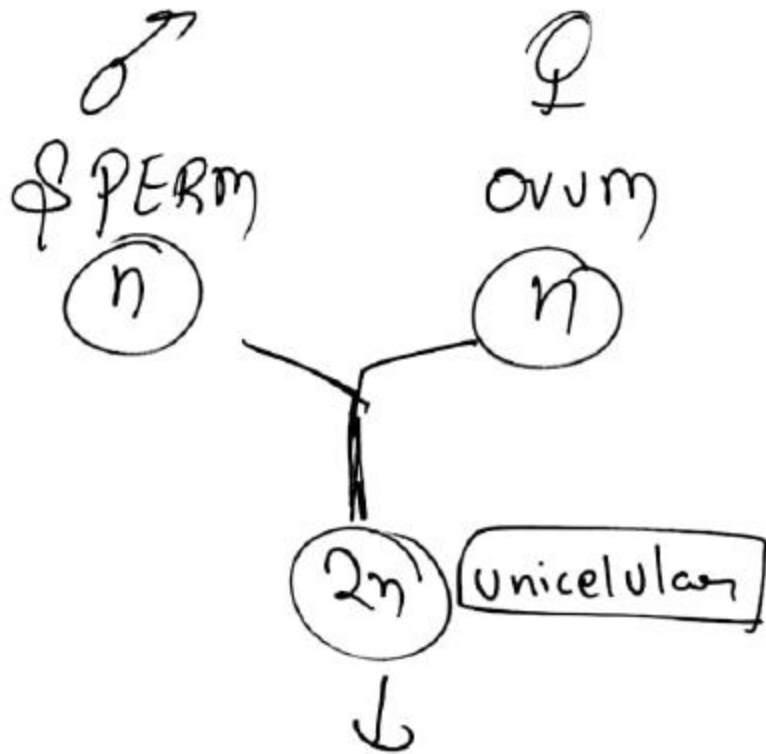


WITH entry of SPERM
CORTICAL GRANULES BURST & RELEASES Enzymatic secretion. & Forms membrane.
& Prevent from entry of more than one sperm.

FATE OF SPERM

- * MAMMALS SPERM, whole sperm entered in egg
- * Only Sperm Nucleus & Proximal centriole Remains. And All STRUCTURES dissolves
- * Centriole of egg degenerate at meiosis II
 ↳ cleavage by done only Proximal





CLEAVAGE
↓
RAPID MITOTIC
CELL DIVISION

